



Grid Learning Class 2



	A	B	C	D	E	F
1						
2						
3						
4						
5						
6						

Autumn 2016





Computing




- You will need to turn on your I Pad and open the scratch app found in the computing folder. Tap the home page and then new projects.
 - The task is to create a short animation which must include a castle.
 - You can choose whichever characters you like, there are wizards, dragons and different backgrounds.
- We will talk about the different features you can use in Scratch and watch a short animation I have created.
 - Remember you have to write a separate set of instructions for each character.
 - The best way to learn is to have a go. Write the code , see what happens, if you think you can improve it try again.
 - When you are happy with your programme save it under your name and we will watch them at the end of grid learning.




Design and Technology



- Eskimos are found living in a native and unique way across Greenland, Siberia and parts of North America.
 - Eskimos build temporary houses called igloos from snow blocks.
- A igloo has a arched dome shape so is balanced to support itself even in Arctic storms.
- No type of cement is needed because the heat from humans melts the bricks and sticks them together.
 - Your grid learning task is to build a small igloo using sugar cubes.
- Look at pictures of igloos on the I pad as they have important features.
- For this task you will be able to use icing to stick your cubes together.



Art



- Hundertwasser was an amazing artist. He was born in Vienna, Austria in 1928.
 - Hundertwasser loved spirals and colour. Many of his paintings are of structures which inspired him to design buildings later in life.

- Using oil pastels design and draw a building in the style of Hundertwasser.



- Use the book of his paintings for ideas.

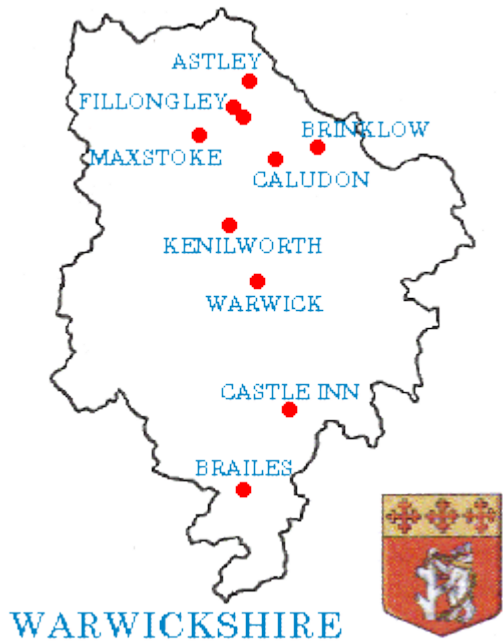




Drama : The Three Little Pigs.


- The Three little pigs is a traditional tale. We will hear the story and watch some children perform it before we begin.
 - Drama scripts are used for plays so each actor knows their characters speech and action.
- In your group you will work as a team to perform the story to the rest of the class.
 - You have a script which you can choose to use and a props box.
 - It would be amazing to watch new versions of this traditional tale too.

Geography : Maps



- You live in the county of Warwickshire in England which is part of the United Kingdom.
- The United Kingdom is made up of England, Scotland, Wales and Northern Ireland.
- We will look at maps and learn about grid references and keys.

- This term we will be learning about castles, Warwickshire has many castles, some are ruins.
- Your challenge is to draw a map on squared paper showing the location of your castle. Think about what the people living in the castle might need. Design your map to show rivers, mountains, towns, coasts, farms and roads.
- You should be able to tell people the grid reference for your castle and why you have put it there.



Art and Design



- In the Middle Ages knights and nobles often had a coat of arms. This was a special symbol that represented their family.
- They came about because in full armour knights could not recognise each other. They painted symbols on their shields so they could tell who they were fighting.
- Over time you had to apply for a coat of arms and have it registered by the government.
 - Your task is to design and paint a shield with your coat of arms on it.
 - Use the fact sheets to help as different colours have different meanings as do shape of shields, charges (main pictures) and ordinaries (designs)